

40 Seater Pontoon Boat

Construction

- Length 18m x Beam 6m
- Draft 800mm
- Hull: 2 x Fibre glass pontoons, 1.2m (H) x 1.2m (W)
- Hull inner: Coated with pool coat
- Hull inspection hatches: Compartments every 1.2m
- Hull Reinforcement: 300mm Bump rail
- Support: Airtight bulkhead every 1.2m
- Mild steel frame with canopy
- Canvas sides

Interior Features

- Custom floor plan
- 1 x Bar facilities
- 1 x Kitchenette
- Dimple rhino lock flooring
- 2x Toilets with plumbing accessories
- General storage cupboards

Electrical Systems

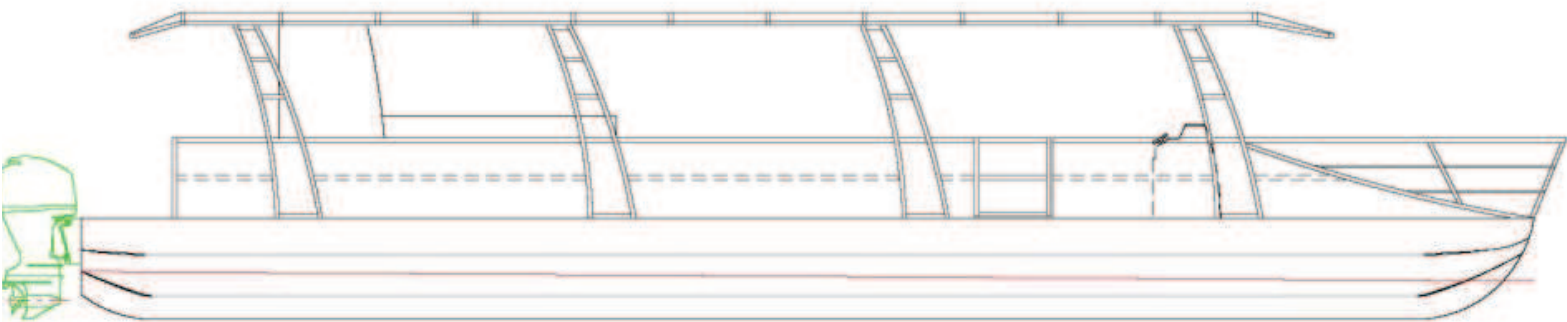
- Shore power: 60Amp cord
- Interior & exterior lighting
- Navigation lights
- 2 x Bathroom extractor fans
- Switch Panels
- Duel trumpet hooter
- 1 x Generator

Deck Accessories

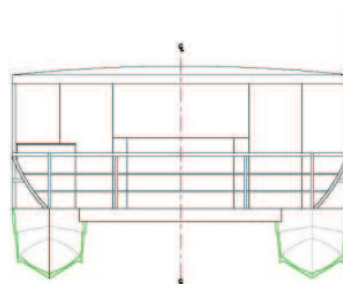
- 2000lt fresh water tank
- 2000lt black water tank
- 1 x Submersible sludge pump
- Mild steel railings & gates
- Bow eyes
- Drivers console

SAMSA

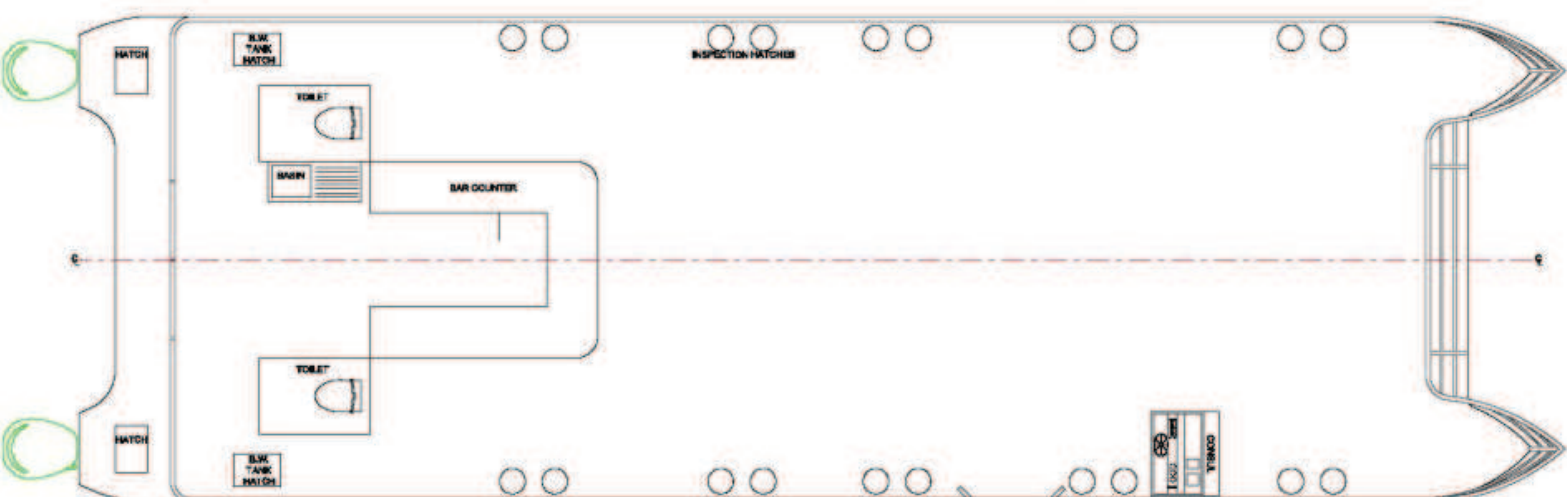
- Commercial SAMSA Hull & LGSC certification



PROFILE VIEW



SIDE VIEW



PLAN VIEW